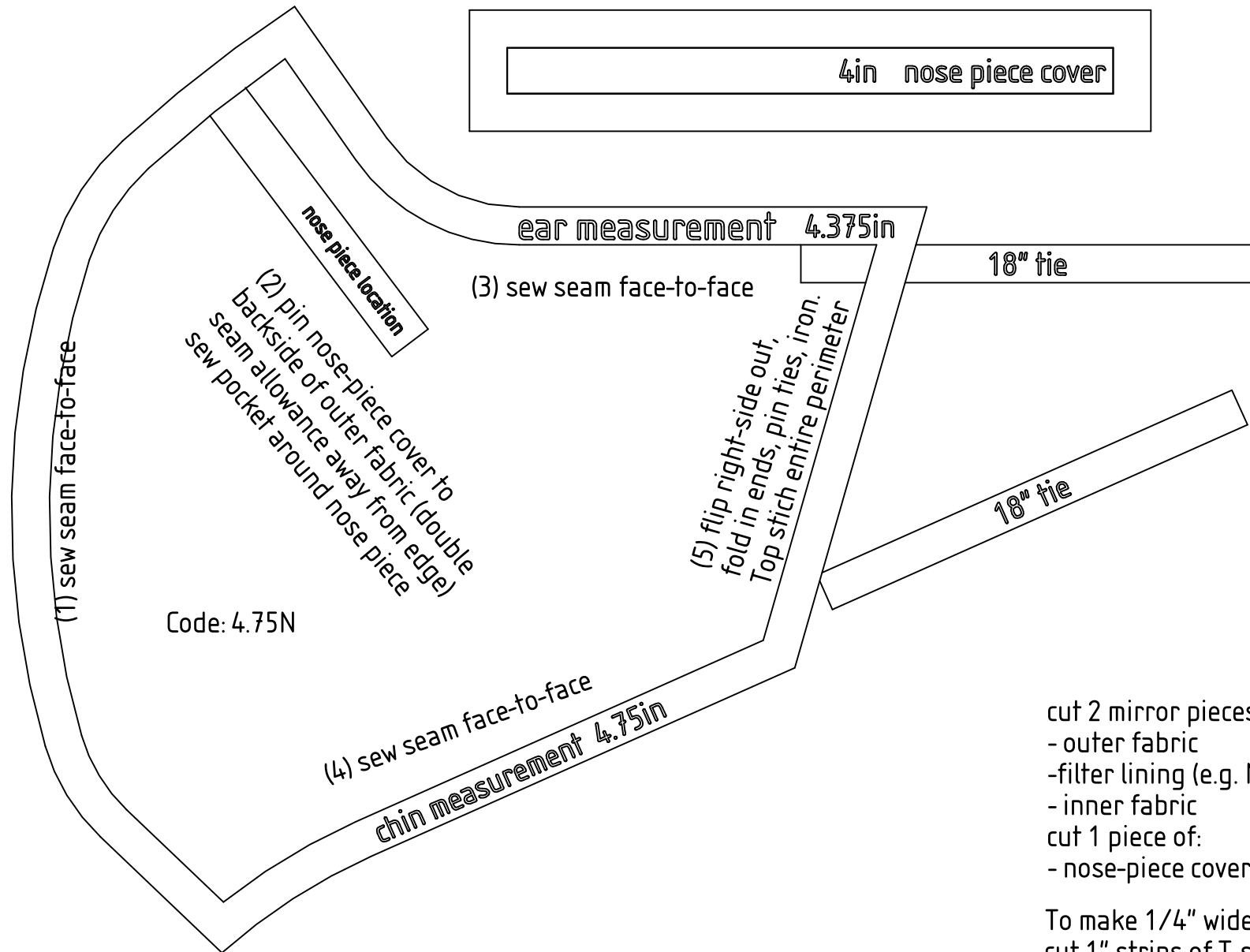


1/4" seam allowance shown

3-inch bar - check scale

4in nose piece cover



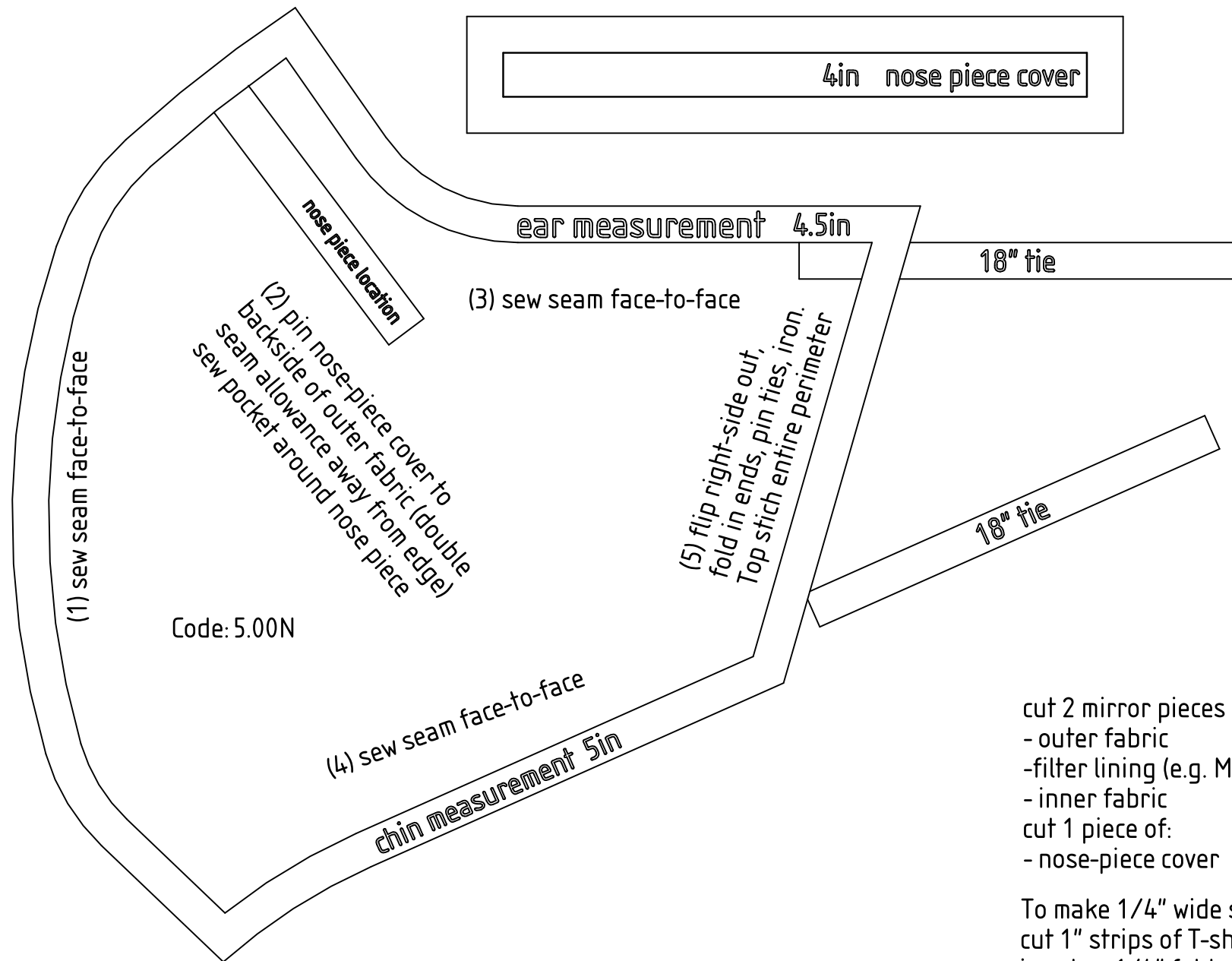
cut 2 mirror pieces of each:
- outer fabric
- filter lining (e.g. Merv13,16)
- inner fabric
cut 1 piece of:
- nose-piece cover

To make 1/4" wide stretchy ties
cut 1" strips of T-shirt material
iron two 1/4" folds along length
fold in half and iron (4 layers)
stitch along open end

1/4" seam allowance shown

3-inch bar - check scale

4in nose piece cover



cut 2 mirror pieces of each:
- outer fabric
- filter lining (e.g. Merv13,16)
- inner fabric
cut 1 piece of:
- nose-piece cover

To make 1/4" wide stretchy ties
cut 1" strips of T-shirt material
iron two 1/4" folds along length
fold in half and iron (4 layers)
stitch along open end

1/4" seam allowance shown

3-inch bar - check scale

4in nose piece cover

ear measurement 4.75in

18" tie

(1) sew seam face-to-face

Code: 5.25N

(2) pin nose-piece cover to
backside of outer fabric (double
seam allowance away from edge)
sew pocket around nose piece

(3) sew seam face-to-face

(5) flip right-side out,
fold in ends, pin ties, iron.
Top stitch entire perimeter

(4) sew seam face-to-face
chin measurement 5.25in

18" tie

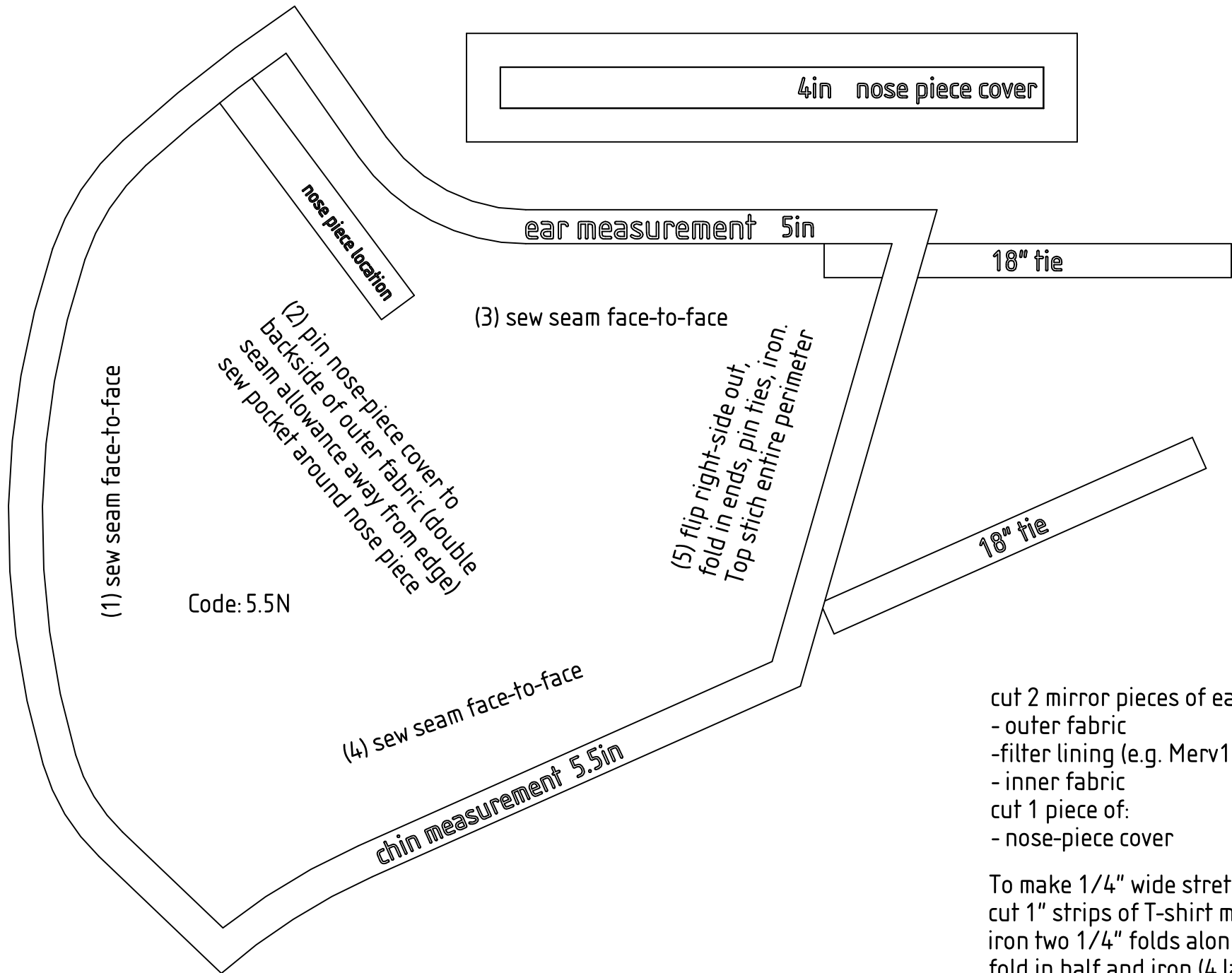
cut 2 mirror pieces of each:
- outer fabric
- filter lining (e.g. Merv13,16)
- inner fabric
cut 1 piece of:
- nose-piece cover

To make 1/4" wide stretchy ties
cut 1" strips of T-shirt material
iron two 1/4" folds along length
fold in half and iron (4 layers)
stitch along open end

1/4" seam allowance shown

3-inch bar - check scale

4in nose piece cover



Code: 5.5N

cut 2 mirror pieces of each:
- outer fabric
- filter lining (e.g. Merv13,16)
- inner fabric
cut 1 piece of:
- nose-piece cover

To make 1/4" wide stretchy ties
cut 1" strips of T-shirt material
iron two 1/4" folds along length
fold in half and iron (4 layers)
stitch along open end

1/4" seam allowance shown

3-inch bar - check scale

4in nose piece cover

nose piece location

ear measurement 5.25in

18" tie

(1) sew seam face-to-face

(2) pin nose-piece cover to
backside of outer fabric (double
seam allowance away from edge)
sew pocket around nose piece

Code: 5.75N

(3) sew seam face-to-face

(5) flip right-side out,
fold in ends, pin ties, iron.
Top stitch entire perimeter

(4) sew seam face-to-face

chin measurement 5.75in

cut 2 mirror pieces of each:
- outer fabric
- filter lining (e.g. Merv13,16)
- inner fabric
cut 1 piece of:
- nose-piece cover

To make 1/4" wide stretchy ties
cut 1" strips of T-shirt material
iron two 1/4" folds along length
fold in half and iron (4 layers)
stitch along open end

1/4" seam allowance shown

3-inch bar - check scale

4in nose piece cover

nose piece location

ear measurement 5.5in

18" tie

(1) sew seam face-to-face

(2) pin nose-piece cover to
backside of outer fabric (double
seam allowance away from edge)
sew pocket around nose piece

(3) sew seam face-to-face

(5) flip right-side out,
fold in ends, pin ties, iron.
Top stitch entire perimeter

Code: 6.00N

(4) sew seam face-to-face

chin measurement 6in

18" tie

cut 2 mirror pieces of each:
- outer fabric
- filter lining (e.g. Merv13,16)
- inner fabric
cut 1 piece of:
- nose-piece cover

To make 1/4" wide stretchy ties
cut 1" strips of T-shirt material
iron two 1/4" folds along length
fold in half and iron (4 layers)
stitch along open end

1/4" seam allowance shown

3-inch bar - check scale

4in nose piece cover

nose piece location

ear measurement 5.75in

18" tie

(1) sew seam face-to-face

(2) pin nose-piece cover to
backside of outer fabric (double
seam allowance away from edge)
sew pocket around nose piece

(3) sew seam face-to-face

(5) flip right-side out,
fold in ends, pin ties, iron.
Top stitch entire perimeter

Code: 6.25N

(4) sew seam face-to-face

chin measurement 6.25in

18" tie

cut 2 mirror pieces of each:
- outer fabric
- filter lining (e.g. Merv13,16)
- inner fabric
cut 1 piece of:
- nose-piece cover

To make 1/4" wide stretchy ties
cut 1" strips of T-shirt material
iron two 1/4" folds along length
fold in half and iron (4 layers)
stitch along open end

1/4" seam allowance shown

3-inch bar - check scale

4in nose piece cover

nose piece location

ear measurement 6in

18" tie

(1) sew seam face-to-face

Code: 6.50N

(2) pin nose-piece cover to
backside of outer fabric (double
seam allowance away from edge)
sew pocket around nose piece

(3) sew seam face-to-face

(5) flip right-side out,
fold in ends, pin ties, iron.
Top stitch entire perimeter

(4) sew seam face-to-face

chin measurement 6.5in

18" tie

cut 2 mirror pieces of each:
- outer fabric
- filter lining (e.g. Merv13,16)
- inner fabric
cut 1 piece of:
- nose-piece cover

To make 1/4" wide stretchy ties
cut 1" strips of T-shirt material
iron two 1/4" folds along length
fold in half and iron (4 layers)
stitch along open end